

Now Yesterday

Search:

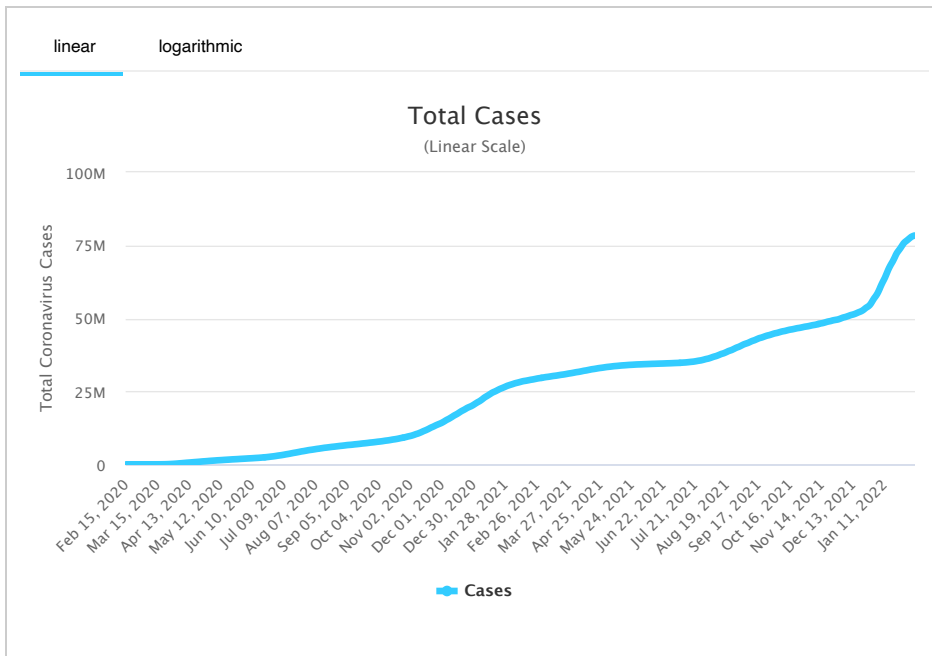
#	USA State	Total Cases	New Cases	Total Deaths	New Deaths	Total Recovered	Active Cases	Tot Cases/ 1M pop	Deaths/ 1M pop	Total Tests
	USA Total	78,370,774		928,879		48,296,315	29,145,580	236,768	2,806	918,21
1	California (/coronavirus/usa/california/)	8,660,058		81,641		N/A	N/A	219,174	2,066	140,21
2	Texas (/coronavirus/usa/texas/)	6,450,377		81,107		N/A	N/A	222,458	2,797	58,21
3	Florida (/coronavirus/usa/florida/)	5,724,919		66,463		3,691,539	1,966,917	266,551	3,095	52,21
4	New York (/coronavirus/usa/new-york/)	4,999,994		66,258		2,686,791	2,246,945	257,022	3,406	98,01
5	Illinois (/coronavirus/usa/illinois/)	2,971,516		35,373		2,230,315	705,828	234,498	2,791	52,11
6	Pennsylvania (/coronavirus/usa/pennsylvania/)	2,707,891		41,585		N/A	N/A	211,521	3,248	24,21
7	Ohio (/coronavirus/usa/ohio/)	2,612,719		34,217		2,396,378	182,124	223,518	2,927	21,11
8	North Carolina (/coronavirus/usa/north-carolina/)	2,494,309		21,249		2,149,838	323,222	237,823	2,026	24,91
9	Georgia (/coronavirus/usa/georgia/)	2,414,929		33,545		1,604,689	776,695	227,450	3,159	22,21
10	Michigan (/coronavirus/usa/michigan/)	2,306,153		32,911		1,421,905	851,337	230,919	3,295	22,91
11	New Jersey (/coronavirus/usa/new-jersey/)	2,132,154		31,987		1,281,266	818,901	240,048	3,601	17,21
12	Tennessee (/coronavirus/usa/tennessee/)	1,927,022		22,994		N/A	N/A	282,175	3,367	12,11
13	Arizona (/coronavirus/usa/arizona/)	1,922,450		26,639		1,464,781	431,030	264,119	3,660	17,71
14	Indiana (/coronavirus/usa/indiana/)	1,651,981		21,812		1,400,036	230,133	245,384	3,240	18,41
15	Massachusetts (/coronavirus/usa/massachusetts/)	1,637,528		22,472		N/A	N/A	237,581	3,260	39,61
16	Virginia (/coronavirus/usa/virginia/)	1,584,268		17,107		N/A	N/A	185,609	2,004	17,91
17	Wisconsin (/coronavirus/usa/wisconsin/)	1,542,751		12,669		N/A	N/A	264,967	2,176	14,81

18	South Carolina (/coronavirus/usa/south-carolina/)	1,421,539	15,929	911,097	494,513	276,096	3,094	15,1
19	Washington (/coronavirus/usa/washington/)	1,382,889	11,139	N/A	N/A	181,603	1,463	10,9
20	Missouri (/coronavirus/usa/missouri/)	1,359,081	17,603	857,777	483,701	221,441	2,868	13,7
21	Minnesota (/coronavirus/usa/minnesota/)	1,311,504	11,784	N/A	N/A	232,551	2,089	18,1
22	Colorado (/coronavirus/usa/colorado/)	1,276,978	11,808	761,846	503,324	221,746	2,050	16,1
23	Alabama (/coronavirus/usa/alabama/)	1,245,876	17,387	N/A	N/A	254,095	3,546	7,0
24	Kentucky (/coronavirus/usa/kentucky/)	1,206,071	13,156	N/A	N/A	269,955	2,945	12,9
25	Louisiana (/coronavirus/usa/louisiana/)	1,199,682	15,953	N/A	N/A	258,063	3,432	13,9
26	Oklahoma (/coronavirus/usa/oklahoma/)	997,783	12,193	N/A	N/A	252,158	3,081	5,3
27	Maryland (/coronavirus/usa/maryland/)	965,328	13,745	N/A	N/A	159,672	2,274	18,1
28	Utah (/coronavirus/usa/utah/)	903,771	4,191	775,541	124,039	281,904	1,307	9,0
29	Iowa (/coronavirus/usa/iowa/)	799,304	8,657	576,109	214,538	253,340	2,744	8,3
30	Arkansas (/coronavirus/usa/arkansas/)	795,071	9,867	751,930	33,274	263,460	3,270	6,4
31	Mississippi (/coronavirus/usa/mississippi/)	768,457	11,285	619,944	137,228	258,205	3,792	5,7
32	Kansas (/coronavirus/usa/kansas/)	748,520	7,725	526,877	213,918	256,931	2,652	2,2
33	Connecticut (/coronavirus/usa/connecticut/)	708,278	10,083	534,560	163,635	198,659	2,828	14,6
34	Nevada (/coronavirus/usa/nevada/)	668,042	9,186	476,107	182,749	216,886	2,982	6,6
35	Oregon (/coronavirus/usa/oregon/)	662,250	6,244	406,172	249,834	157,015	1,480	10,0
36	New Mexico (/coronavirus/usa/new-mexico/)	494,368	6,555	361,015	126,798	235,769	3,126	6,3
	West Virginia	464,630	5,877	448,053	10,700	259,259	3,279	5,4

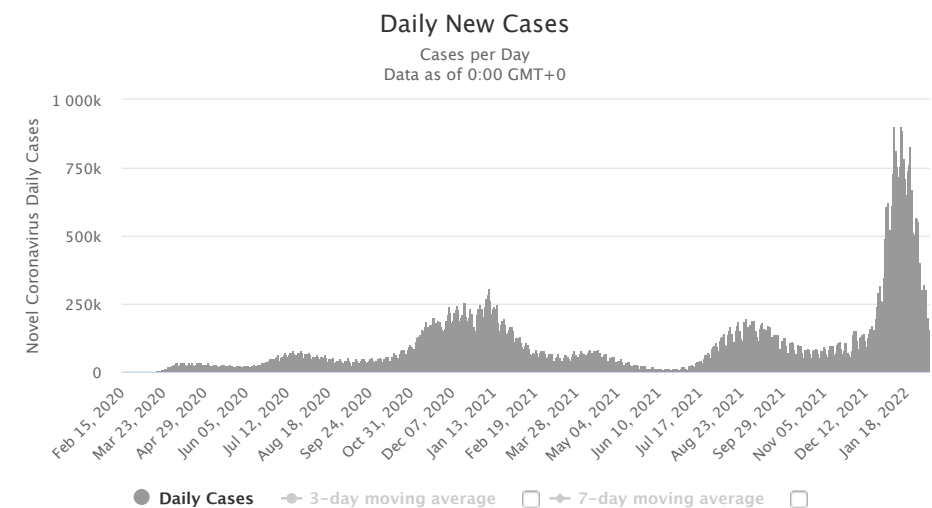
37	(/coronavirus/usa/west-virginia/)									
38	Nebraska (/coronavirus/usa/nebraska/)	447,455		3,755		N/A	N/A	231,314	1,941	5,0
39	Idaho (/coronavirus/usa/idaho/)	393,053		4,496		144,039	244,518	219,943	2,516	2,7
40	Rhode Island (/coronavirus/usa/rhode-island/)	349,499		3,363		N/A	N/A	329,915	3,175	7,3
41	New Hampshire (/coronavirus/usa/new-hampshire/)	284,180		2,260		275,643	6,277	209,000	1,662	4,3
42	Montana (/coronavirus/usa/montana/)	251,920		3,037		238,627	10,256	235,708	2,842	2,5
43	Delaware (/coronavirus/usa/delaware/)	251,467		2,576		205,764	43,127	258,242	2,645	9
44	North Dakota (/coronavirus/usa/north-dakota/)	230,868		2,130		225,185	3,553	302,952	2,795	6
45	South Dakota (/coronavirus/usa/south-dakota/)	230,834		2,691		205,038	23,105	260,930	3,042	2,0
46	Hawaii (/coronavirus/usa/hawaii/)	227,284		1,226		N/A	N/A	160,526	866	3,2
47	Alaska (/coronavirus/usa/alaska/)	220,388		1,060		147,467	71,861	301,264	1,449	3,9
48	Maine (/coronavirus/usa/maine/)	181,010		1,804		N/A	N/A	134,659	1,342	4,6
49	Wyoming (/coronavirus/usa/wyoming/)	150,722		1,650		146,627	2,445	260,423	2,851	1,3
50	District Of Columbia (/coronavirus/usa/district-of-columbia/)	132,170		1,304		N/A	N/A	187,276	1,848	2,9
51	Vermont (/coronavirus/usa/vermont/)	107,478		553		77,525	29,400	172,243	886	3,2
52	Puerto Rico	465,283		3,945		241,744	219,594	137,376	1,165	3,7
53	Guam	36,612		298		30,592	5,722			3
54	United States Virgin Islands	15,045		103		14,676	266			3
55	Northern Mariana Islands	6,332		23		4,669	1,640			
56	American Samoa	4				4	0			
57	Veteran Affairs	587,750		19,617		534,951	33,182			6,8
58	US Military	561,490		671		467,783	93,036			
59	Federal Prisons	68,121		291		N/A	N/A			1

60	Navajo Nation	51,197	1,623	48,243	1,331			41
61	Grand Princess Ship	122	7	115	0			
62	Wuhan Repatriated	3		3	0			
63	Diamond Princess Ship	46		46	0			
	Total:	78,370,774	928,879	48,296,315	29,145,580	236,768	2,806	918,214

Total Coronavirus Cases in the United States

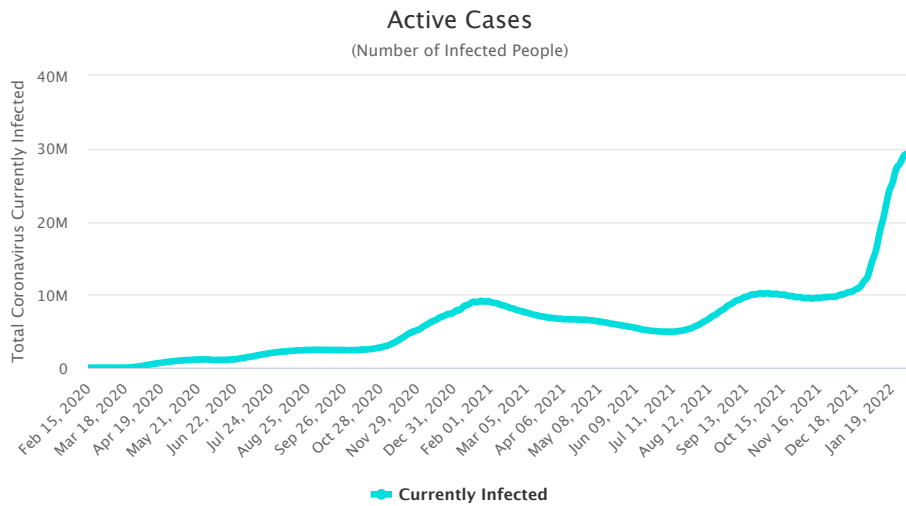


Daily New Cases in the United States

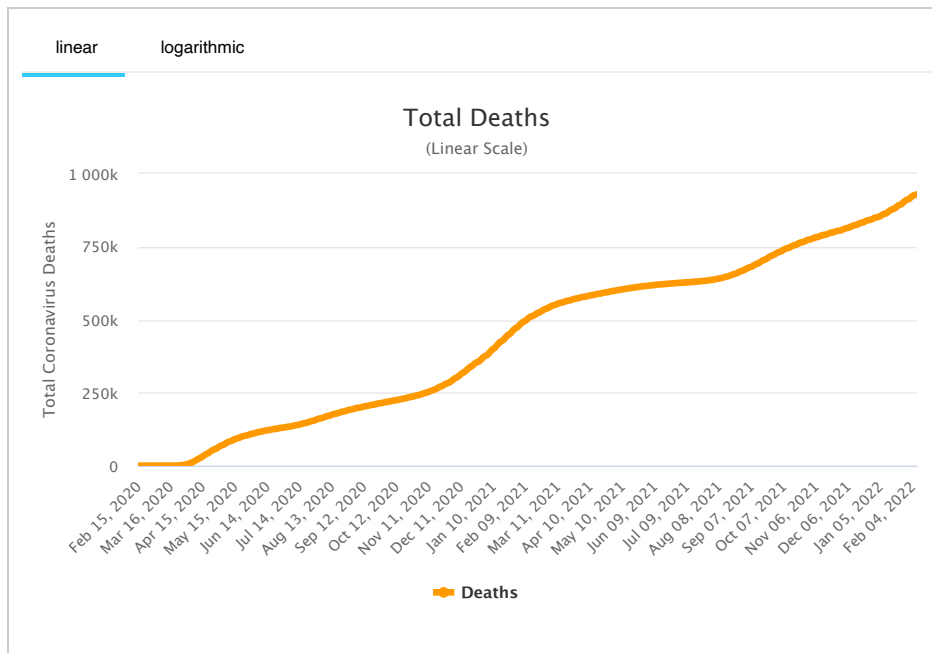


See also: [Daily Deaths Graph](#)

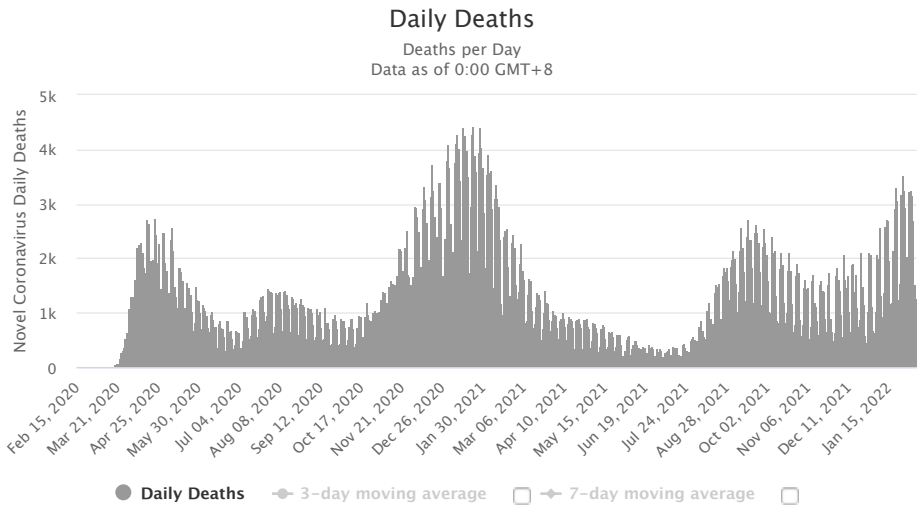
Active Cases in the United States



Total Coronavirus Deaths in the United States



Daily New Deaths in the United States



See also: [Daily Cases Graph](#)

Latest News

February 7 (GMT)

Updates

- 156,487 new cases and 1,269 new deaths in [the United States \(/coronavirus/country/us/\)](#)

February 6

February 5

February 4

February 3

February 2

[View More News](#)

Historical account of the initial stages of the epidemic in the United States

Content:

- First 20 cases in the United States
- Progression of first suspected cases
- Timeline of initial events
- Sources for the historical account

First 20 cases in the United States

Information collected on the first 20 domestic cases (not including repatriated cases and Diamond Princess cruise ship evacuee cases) is presented in the table below:

State	Cases	Sex	Age	Date	Case #	Location	Source
Oregon	1			Feb. 29	17 th	Washington C.	
Washington	2			Feb. 29	18, 19 th		
	1	M	30s	Jan. 21	1 st	Snohomish	[7]
Illinois	1			Mar. 1	20 th		
	1	M	60s	Jan. 30	6 th	Chicago	[12]
	1	F	60s	Jan. 24	2 nd	Chicago	[8]
California	2	unkn.	unkn.	Jan. 26	3 rd , 4 th	Orange C., L.A.	[9]
	1	M	adult	Jan. 31	7 th	Santa Clara C.	[17][18]
	1	F	unkn.	Feb. 2	9 th	Santa Clara C.	
	1	M	57	Feb. 2	10 th	San Benito C.	
	1	F	57	Feb. 2	11 th	San Benito C.	
	1		65	Feb. 28	16 th	Santa Clara C.	
	1			Feb. 21	13 th	Humboldt C.	
	1			Feb. 21	14 th	Sacramento C.	
	1			Feb. 26	15 th	[Northern California]	
Massachusetts	1	M	20s	Feb. 1	8 th	Boston	[16]
Arizona	1	unkn.	student	Jan. 26	5 th	Maricopa County	
Wisconsin	1			Feb. 5	12 th	Madison	

Patients Under Investigation (PUI) in the United States

CDC in the early stages released information regarding the number of cases and people under investigation that was updated regularly on Mondays, Wednesdays, and Fridays. Below we provide the historical reports that we were able to gather in order to track the progression in the number of suspected cases and US states involved through time in the initial stages

As of Feb. 10:

<i>Number of U.S. States with PUI</i>	<i>36</i>
Positive	12
Negative	318
Pending (specimens awaiting testing)	68
TOTAL	398

As of Feb. 7:

<i>Number of U.S. States with PUI</i>	<i>36</i>
Positive	12
Negative	225
Pending (specimens awaiting testing)	100
TOTAL	337

As of Feb. 5:

<i>Number of U.S. States with PUI</i>	<i>36</i>
Positive	11
Negative	206
Pending (specimens awaiting testing)	76
TOTAL	293

As of Feb. 3:

<i>Number of U.S. States with PUI</i>	<i>36</i>
Positive	11
Negative	167
Pending (specimens awaiting testing)	82
TOTAL	260

As of January 31:




<i>Number of U.S. States with PUI</i>	<i>36</i>
Positive	6
Negative	114
Pending (specimens awaiting testing)	121
TOTAL	241

Previously, as of January 29, there were 92 suspected cases awaiting testing.

--	--

Number of U.S. States with PUI	36
Positive	5
Negative	68
Pending (specimens awaiting testing)	92
TOTAL	165

Timeline of Events

-  On January 31, HHS declared Coronavirus a Public Health Emergency in the US (<https://www.hhs.gov/about/news/2020/01/31/secretary-azar-declares-public-health-emergency-us-2019-novel-coronavirus.html>)
As of Jan. 31, the Wuhan coronavirus is officially a public health emergency in the United States, Alex Azar, secretary of the US Department of Health and Human Services (HHS), announced at a White House press briefing.
-  On Jan. 31, the U.S. Centers for Disease Control and Prevention (CDC) **issued a federal quarantine for 14 days** affecting the 195 American evacuees from Wuhan, China. Starting Sunday, Feb. 2, U.S. citizens, permanent residents and immediate family who have visited China's Hubei province will undergo a **mandatory 14 days quarantine** and, if they have visited other parts of China, they would be screened at airports and asked to self-quarantine for 14 days. The last time the CDC had issued a quarantine was over 50 years ago in the 1960s, for smallpox.
-  President Donald Trump signed an order on Jan. 31 for the U.S. to **deny entry to foreign nationals who traveled to China** within the preceding two weeks, aside from the immediate family of U.S. citizens.
- On Jan. 30, the CDC had confirmed the **first case of person to person transmission in the U.S.:** ^[12] the husband of the Chicago, Illinois case who had returned from Wuhan, China on Jan. 13 and who tested positive for the virus on Jan. 24).
- CDC stated on Jan. 30 that "It is likely there will be more cases of 2019-nCoV reported in the U.S. in the coming days and weeks, including more person-to-person spread."^[12]
- The virus had been confirmed in **5 states**.
- On Jan. 31, **New York City** health officials vehemently denied the rumor regarding a coronavirus case in the city. ^[13] On Feb. 1, however, the city's health commissioner did report that there was a test being performed on a person under 40 who had returned from China, developed matching symptoms, and tested negative to the seasonal flu.
- Most US patients had recently visited Wuhan.**
- All of the first five U.S. cases were described as **mild**.
- A study on the first US case of novel coronavirus detailed mild symptoms followed by pneumonia (https://www.cnn.com/2020/01/31/health/washington-coronavirus-study-nejm/index.html?utm_term=link&utm_medium=social&utm_content=2020-02-01T00)

U.S. Airlines suspended ALL flights between the U.S. and China

On Friday, January 31, Delta, American and United announced they would temporarily suspend all of their mainland China flights in response to the coronavirus outbreak.^[14]

Prior to this January 31 announcement:

- UNITED AIRLINES**
on Jan. 28 had announced it would cut 24 flights between the U.S. and China for the first week of February.
- AMERICAN AIRLINES**

on Jan. 29 had announced it would suspend flights from Los Angeles to Shanghai and Beijing from Feb. 9 through March 27, 2020. It will maintain its flight schedules (10 daily A/R) from Dallas-Fort Worth to Shanghai and Beijing, as well as from Los Angeles and Dallas-Fort Worth to Hong Kong.

- **DELTA**

had not adjusted its schedule of direct flights from the U.S. to China. It is the only airline with direct flights to not take action so far.

The White House was considering issuing a ban on flights between the United States and China, as of late Jan. 28^[11]. Italy has announced on January 31 that it was suspending all flights to and from China following the first 2 cases of coronavirus in Italy.

Travel Alert: Do Not Travel to China

- The U.S. State Department on January 30 issued a **Level 4: Do Not Travel to China Alert** (<https://travel.state.gov/content/travel/en/traveladvisories/traveladvisories/china-travel-advisory.html>) ^[4] (the highest level of alert).
- Previously, on January 29, the advisory was set at a lower "Level 3: Reconsider Travel" advising not to travel to Hubei Province: (Level 4) and reconsider travel to the remainder of China (Level 3).
- The CDC on Jan. 28 issued a Level 3 Warning (<https://wwwnc.cdc.gov/travel/notices/warning/novel-coronavirus-china>), recommending that travelers **avoid all nonessential travel to China** ^[5].

Screening incoming passengers at 20 airports in the U.S.

On January 17, the CDC announced that 3 airports in the United States would begin screening incoming passengers from China: SFO, JFK, and LAX ^[6] Other 2 airports were added subsequently, and on January 28, the U.S. Department of Health and Human Services (HHS) announced that 15 additional U.S. airports (bringing the total to 20) would begin screening incoming travelers from China.

Below is the complete list of airports where screening for the 2019 Novel Coronavirus (2019-nCoV) is in place:

- Los Angeles International (LAX)
- San Francisco International (SFO)
- Chicago O'Hare
- New York JFK
- Atlanta Hartsfield-Jackson International
- Houston George Bush Intercontinental
- Dallas-Fort Worth International
- San Diego International
- Seattle-Tacoma International
- Honolulu International
- Anchorage Ted Stevens International
- Minneapolis-St. Paul International
- Detroit Metropolitan
- Miami International
- Washington Dulles International

- Philadelphia International
- Newark Liberty International
- Boston Logan International
- El Paso International
- Puerto Rico's San Juan Airport

Sources for the historical account

1. Novel Coronavirus (2019-nCoV) situation reports (<https://www.who.int/emergencies/diseases/novel-coronavirus-2019/situation-reports/>) - World Health Organization (<https://www.who.int/>) (WHO)
2. 2019 Novel Coronavirus (2019-nCoV) in the U.S (<https://www.cdc.gov/coronavirus/2019-ncov/cases-in-us.html>) - U.S. Centers for Disease Control and Prevention (<https://www.cdc.gov/>) (CDC)
3. Symptoms of Novel Coronavirus (2019-nCoV) (<https://www.cdc.gov/coronavirus/2019-ncov/about/symptoms.html>) - CDC
4. China Travel Advisory (<https://travel.state.gov/content/travel/en/traveladvisories/traveladvisories/china-travel-advisory.html>) - U.S. State Department, accessed January 31, 2020.
5. Novel Coronavirus in China - Warning - Level 3, Avoid Nonessential Travel (<https://wwwnc.cdc.gov/travel/notices/warning/novel-coronavirus-china>) - CDC, January 28, 2020.
6. Public Health Screening to Begin at 3 U.S. Airports for 2019 Novel Coronavirus ("2019-nCoV") (<https://www.cdc.gov/media/releases/2020/p0117-coronavirus-screening.html>) - CDC January 17, 2020
7. First Travel-related Case of 2019 Novel Coronavirus Detected in United States (<https://www.cdc.gov/media/releases/2020/p0121-novel-coronavirus-travel-case.html>) - CDC, January 21, 2020
8. Second Travel-related Case of 2019 Novel Coronavirus Detected in United States (<https://www.cdc.gov/media/releases/2020/p0124-second-travel-coronavirus.html>) - CDC, January 24, 2020
9. CDC confirms additional cases of 2019 Novel Coronavirus in United States (<https://www.cdc.gov/media/releases/2020/s0126-coronavirus-new-cases.html>) - CDC, January 26, 2020
10. 2019 Novel Coronavirus (2019-nCoV) in the U.S. (<https://www.cdc.gov/coronavirus/2019-ncov/cases-in-us.html>) - CDC, Updated January 29, 2020
11. White House considers ban on flights to China amid coronavirus outbreak (<https://eu.usatoday.com/story/travel/news/2020/01/28/white-house-considers-ban-china-flights-amid-coronavirus-outbreak/4602839002/>) - USA Today, Jan. 28, 2020
12. CDC Confirms Person-to-Person Spread of New Coronavirus in the United States (<https://www.cdc.gov/media/releases/2020/p0130-coronavirus-spread.html>) - CDC Press Release, Jan. 30, 2020
13. NYC Officials Deny Report Of Coronavirus Amid Confusion (<https://www.forbes.com/sites/sergeiklebnikov/2020/01/31/nyc-officials-deny-report-of-coronavirus-amid-confusion/#351e47b5652c>) - Forbes, Jan. 31, 2020
14. Delta, American, United to suspend all China mainland flights as coronavirus crisis grows (<https://eu.usatoday.com/story/travel/2020/01/31/coronavirus-china-flight-ban-delta-cuts-all-flights-white-house/4620989002/>) - USA Today, Jan. 31, 2020
15. Secretary Azar Declares Public Health Emergency for United States for 2019 Novel Coronavirus (<https://www.hhs.gov/about/news/2020/01/31/secretary-azar-declares-public-health-emergency-us-2019-novel-coronavirus.html>) - U.S. Department of Health and Human Services (HHS), Jan. 31, 2020
16. Man returning from Wuhan, China is first case of 2019 Novel Coronavirus confirmed in Massachusetts (<https://www.mass.gov/news/man-returning-from-wuhan-china-is-first-case-of-2019-novel-coronavirus-confirmed-in>) - Massachusetts Department of Public Health, Feb. 1, 2020
17. County of Santa Clara Public Health Department Reports First Case of Novel (new) Coronavirus (<https://www.sccgov.org/sites/phd/news/Pages/novel-coronavirus-1-31-2020.aspx>) - Santa Clara County Public Health, Jan. 31, 2020
18. Coronavirus: First case confirmed in Santa Clara County (<https://www.mercurynews.com/2020/01/31/santa-clara-coronavirus/>) - Mercury News, Jan. 31, 2020


worldometer (/)

[about \(/about/\)](#) | [faq \(/faq/\)](#) | [languages \(/languages/\)](#) | [contact \(/contact/\)](#) | [report coronavirus cases \(/report_us/\)](#)

[\(/newsletter-subscribe/\)](#) [\(/https://twitter.com/Worldometers\)](https://twitter.com/Worldometers) [\(/https://www.facebook.com/Worldometers.info\)](https://www.facebook.com/Worldometers.info)

© Copyright Worldometers.info - All rights reserved - [Disclaimer & Privacy Policy \(/disclaimer/\)](#)





HOLISTIC
DENTIST IN ENCINO

Don't grind down all your good tooth for **"REPAIRS."** You will have pain from the trauma. We save the good parts of your teeth

SCHED
O'M

